


A


**START HERE:** Draw a bass clef.  
Draw 4/4 time signature.  
Roll 4 quarter notes.



1

B


Roll 2 quarter notes.  
Draw 1 half note on G.



2

A


Copy the same 4 notes from  
section A



3

C

Roll 2 quarter notes.  
Draw 1 half note on C.



4

# Basic Composing



## Activity



Compose 4 measures using

C Major Pentatonic Composing Dice (green)

**Great for beginners!**

© 2019 [www.thepracticeshoppe.com](http://www.thepracticeshoppe.com)

# Instructions

Cut the staff activity paper into 4 equal sections. Follow the instructions in the boxes. When all sections are finished, put them in order 1-4 and play your composition.

Rewrite the simple melody on staff paper.

Add some passing and neighboring tones for variety.

© 2019 [www.thepracticeshoppe.com](http://www.thepracticeshoppe.com)



\_\_\_\_\_  
(Title)

© 2019 [www.thepracticeshoppe.com](http://www.thepracticeshoppe.com)