


A


START HERE: Draw a treble clef.
Draw 4/4 time signature.
Roll 4 quarter notes.



1

B

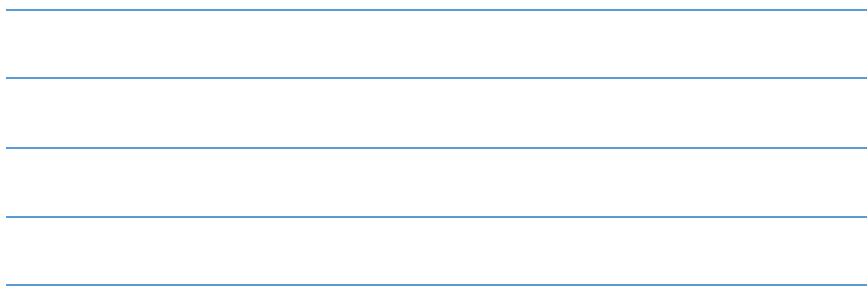
Roll 2 quarter notes.
Draw 1 half note on G.



2

A

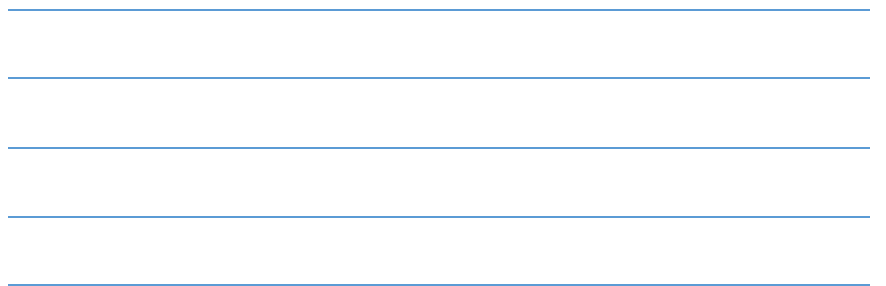
Copy the same 4 notes from
section A



3

C

Roll 2 quarter notes.
Draw 1 half note on C



4

A

Copy the same 4 notes from
section A

5

B

Copy the same 3 notes from
section B

6

A

Copy the same 4 notes from
section A

7

D

Roll 2 quarter notes.
Draw 1 half note on C
Add a repeat sign.

8

Basic Composing



Activity



Compose 8 measures using

C Major Pentatonic Composing Dice (purple)

Or 5 Finger Pattern Dice (black)

Great for beginners!

Instructions

Cut the staff activity paper into 4 equal sections. Follow the instructions in the boxes. When all sections are finished, put them in order 1-8 and play your composition.

Rewrite the simple melody on staff paper.

Add some passing and neighboring tones for variety.

© 2019 www.thepracticeshoppe.com



(Title)



© 2019 www.thepracticeshoppe.com