

Name _____

Having a Ball Practicing
















Practicing your instrument is a fun and exciting adventure filled with challenges. Each piece you learn in Suzuki, Essential Elements and Orchestra teaches you something new.

Fill out this practice chart and have a ball practicing.

-Check off or color a ball for a review piece.

-Check off or color the square in the pair of eighth notes for your new piece.

Start

			
Practice tip #1: Practice your newest piece			
			
	Practice tip #2: Practice your review pieces		
			
Use your <u>practice strategies</u> from the Practice Tool Box: Spot Practice, Say Note Names and repetition are the keys to success.			

Congratulations you have reached the finish line!

You have played 15 pieces!

Finish